

DIY Easter Bunnies

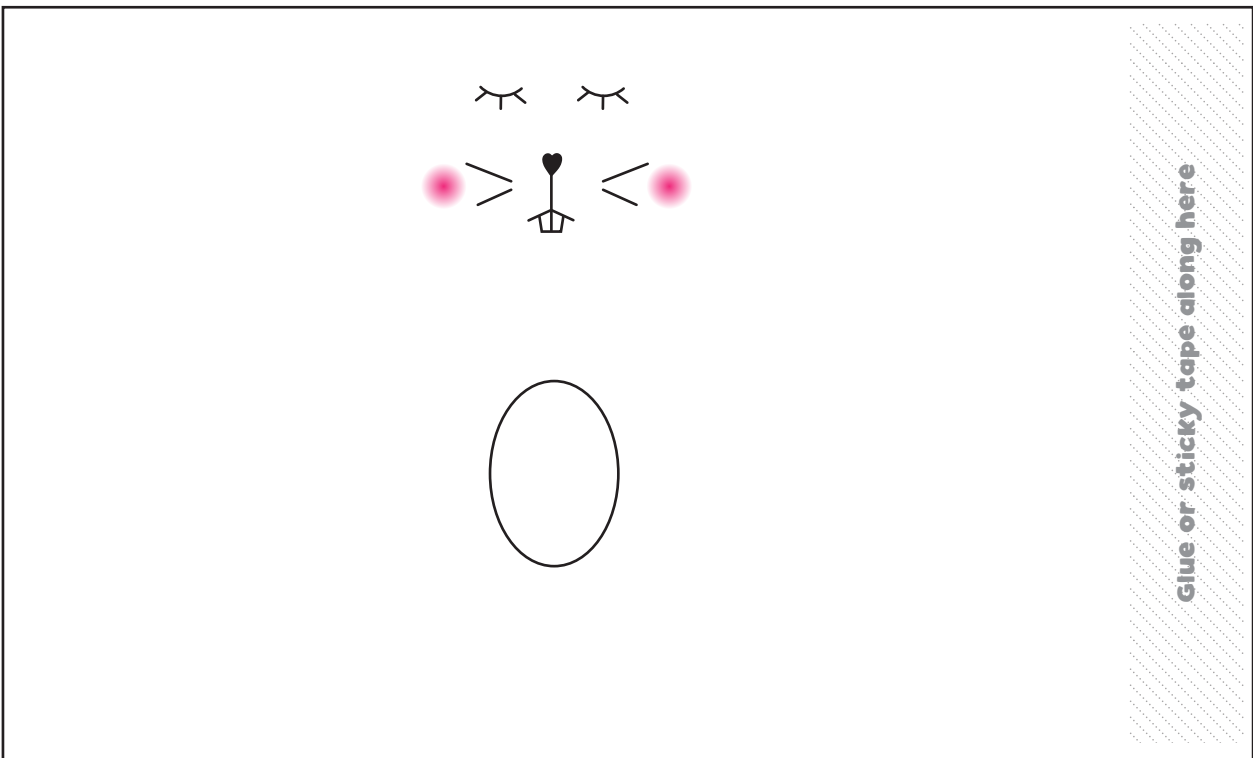



You will need:

Paper/Thin Card - coloured or white.
 Glue/Sticky Tape/Scissors.
 Colouring pens.
 Toilet Roll Tube - if you have one!

Instructions:

Print out on A4 paper.
 Colour in and decorate with the accessories on the page.
 Be careful with the cutting out!
 Wrap around tube (optional) and secure using glue/sticky tape.

PUT THEM IN THE WINDOW FOR ALL TO SEE! POST THEM ON SOCIALS & TAG @INGLEWOODONBEAUFORT



DIY Easter Bunnies

You will need:

Paper/Thin Card - coloured or white.
 Glue/Sticky Tape/Scissors.
 Colouring pens.
 Toilet Roll Tube - if you have one!

Instructions:

Print out on A4 paper.
 Colour in and decorate with the accessories on the page.
 Be careful with the cutting out!
 Wrap around tube (optional) and secure using glue/sticky tape.

PUT THEM IN THE WINDOW FOR ALL TO SEE! POST THEM ON SOCIALS & TAG @INGLEWOODONBEAUFORT

